
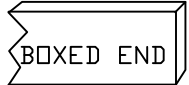
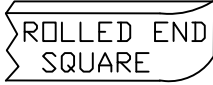


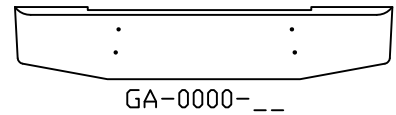
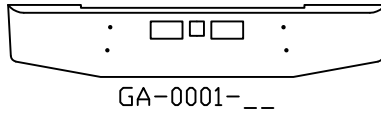
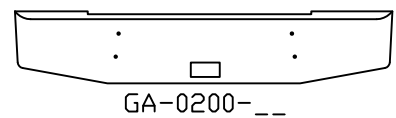
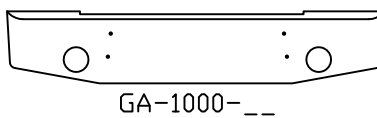
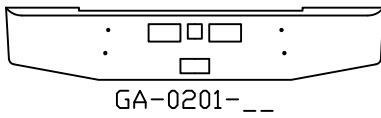
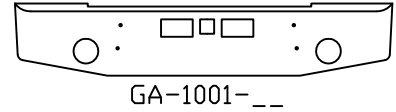
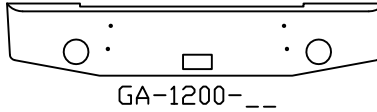
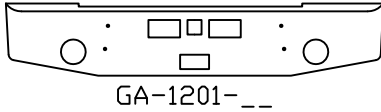
* MACK *

AVAILABLE STYLES (see page III for more styles)

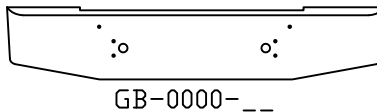
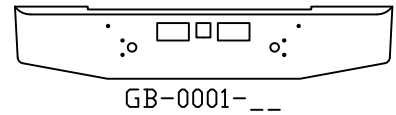
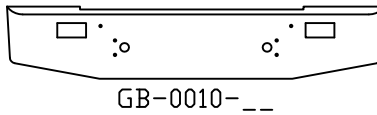
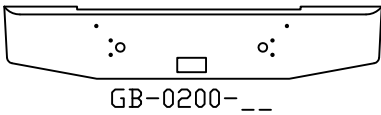
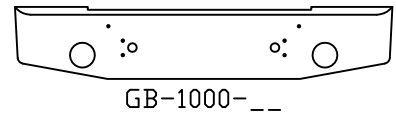
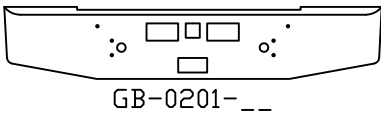
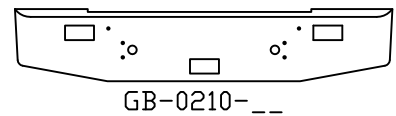
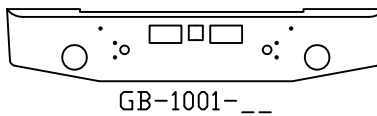
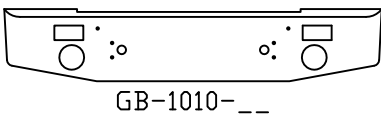
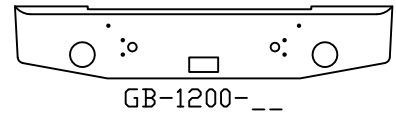
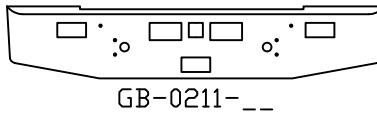
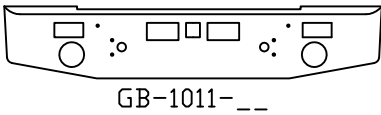
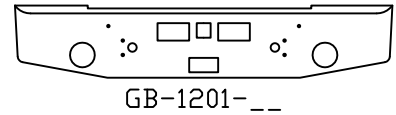
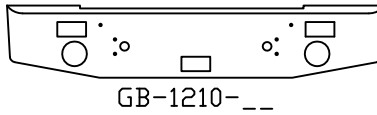
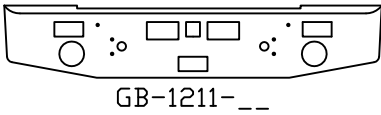
 <p>TAPERED</p>	12"=-01	 <p>BOXED END</p>	12"=-09	 <p>ROLLED END SQUARE</p>	12"=-04
	16"=-02		16"=-10		16"=-05
	18"=-03		18"=-11		18"=-06
	20"=-31		20"=-51		20"=-41
	22"=-32		22"=-52		22"=-42

Bumpers shown below are for MOUNTING and OPTIONS. To select a style use the two digit outside shape shown above as the last two digits of the part number.

R, RL, F, FL, FS


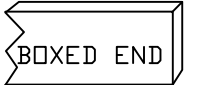



SUPERLINER CONV., CRUISELINER COE
(Not available in 12" width)
(Superliner not available in Gullwing -07)



* MACK *

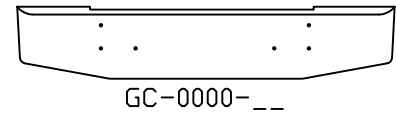
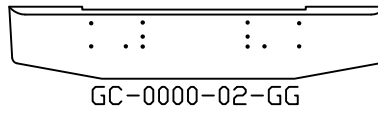
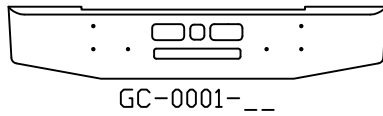
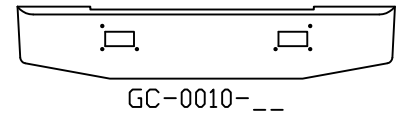
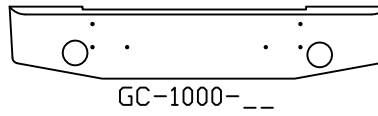
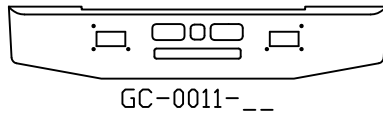
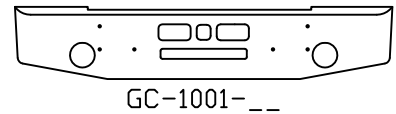
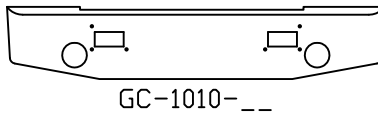
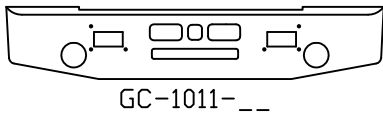
AVAILABLE STYLES (see page III for more styles)

 <p>TAPERED</p>	12"=-01	 <p>BOXED END</p>	12"=-09	 <p>ROLLED END SQUARE</p>	12"=-04
	16"=-02		16"=-10		16"=-05
	18"=-03		18"=-11		18"=-06
	20"=-31		20"=-51		20"=-41
	22"=-32		22"=-52		22"=-42

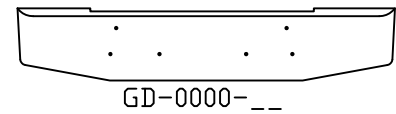
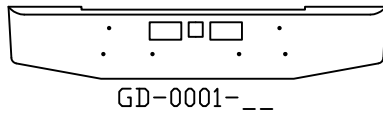
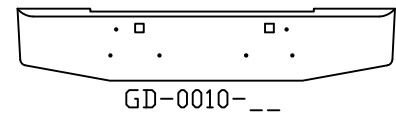
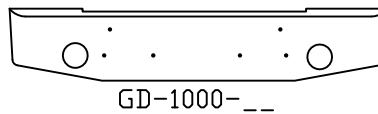
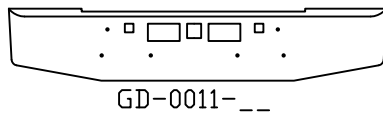
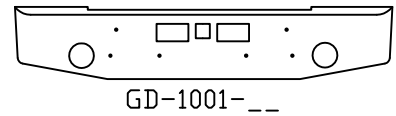
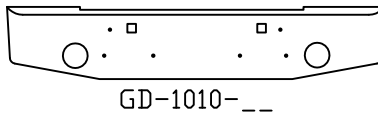
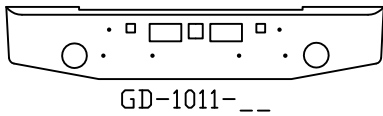
Bumpers shown below are for MOUNTING and OPTIONS. To select a style use the two digit outside shape shown above as the last two digits of the part number.

R-600, R-700

(Add -GG to the end of the part # for grill guard holes)



F-600



* MACK *

AVAILABLE STYLES (see page III for more styles)

TAPERED

- 12"=-01
- 16"=-02
- 18"=-03
- 20"=-31
- 22"=-32

BOXED END

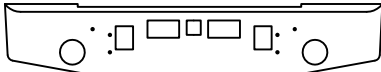
- 12"=-09
- 16"=-10
- 18"=-11
- 20"=-51
- 22"=-52

ROLLED END
SQUARE


- 12"=-04
- 16"=-05
- 18"=-06
- 20"=-41
- 22"=-42

Bumpers shown below are for MOUNTING and OPTIONS. To select a style use the two digit outside shape shown above as the last two digits of the part number.

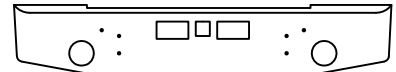
VALUELINER, WESTCOAST



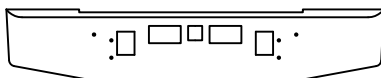
GE-1011-__




GE-1010-__




GE-1001-__



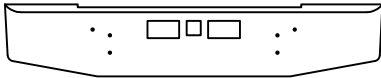
GE-0011-__




GE-1000-__



GE-0010-__

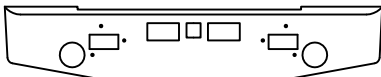


GE-0001-__



GE-0000-__

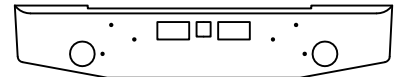
F-700, INTERSTATE



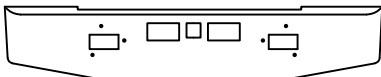
GF-1011-__



GF-1010-__



GF-1001-__



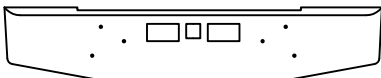
GF-0011-__




GF-1000-__



GF-0010-__



GF-0001-__



GF-0000-__

* MACK *

AVAILABLE STYLES (see page III for more styles)

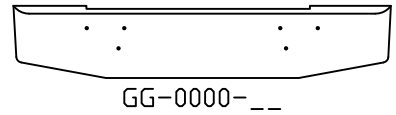
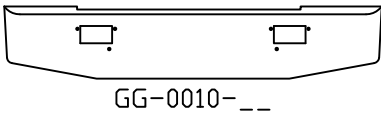
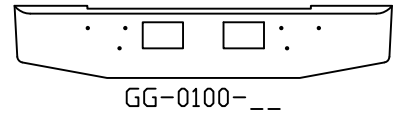
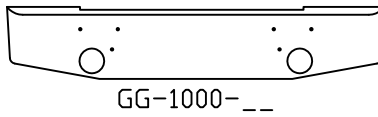
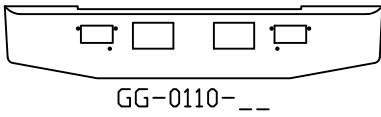
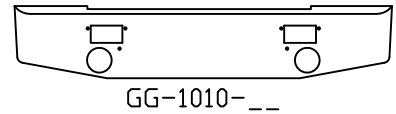
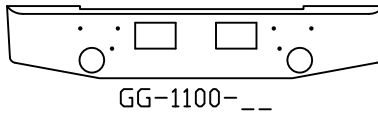
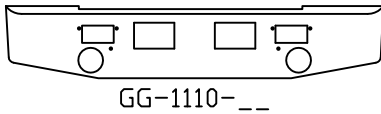
TAPERED
 12"=-01
 16"=-02
 18"=-03
 20"=-31
 22"=-32

BOXED END
 12"=-09
 16"=-10
 18"=-11
 20"=-51
 22"=-52

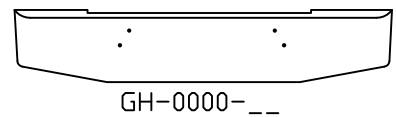
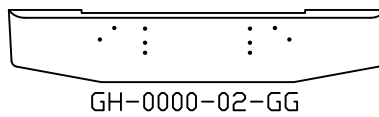
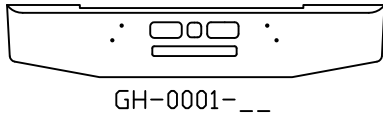
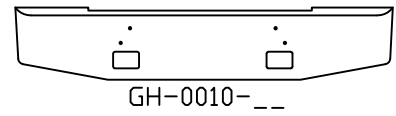
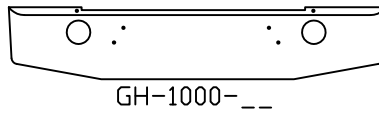
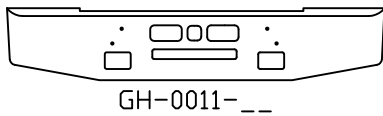
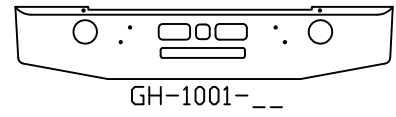
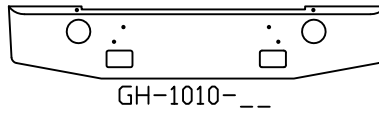
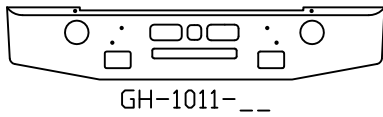
ROLLED END
 SQUARE
 12"=-04
 16"=-05
 18"=-06
 20"=-41
 22"=-42

Bumpers shown below are for MOUNTING and OPTIONS. To select a style use the two digit outside shape shown above as the last two digits of the part number.

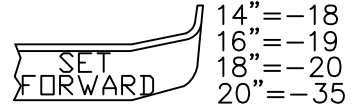
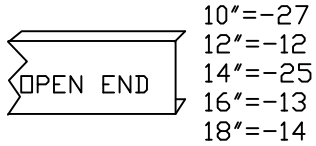
1986-1987 MH COE, SUPERLINER II, RW613 CONV.
 (Not available in 12" width)



1989 WESTERN CONTRACTOR CONV., RD688, RD690
 (Add -GG to the end of the part # for grill guard holes)
 (Not available in 12" width)

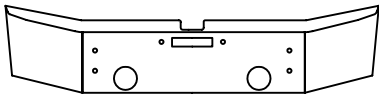


AVAILABLE STYLES (see page III for more styles)

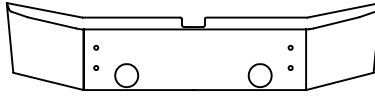


Bumpers shown below are for MOUNTING and OPTIONS. To select a style use the two digit outside shape shown above as the last two digits of the part number.

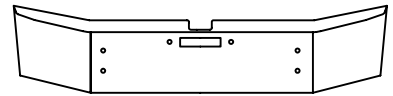
LOGGER W/6" break-back (not available in 10"-27)



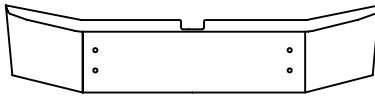
GI-1010-__



GI-1000-__

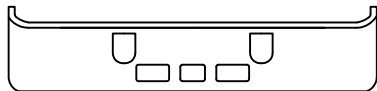


GI-0010-__

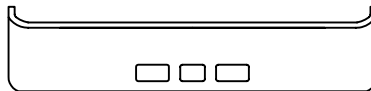


GI-0000-__

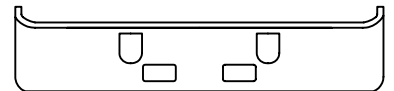
1994-2004 CH SET FORWARD AXLE
(BRACKETS BOLTED IN)



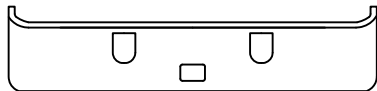
GJ-2210-__



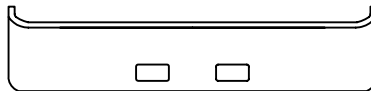
GJ-2200-__



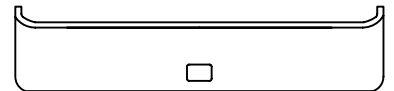
GJ-2010-__



GJ-0210-__



GJ-2000-__



GJ-0200-__

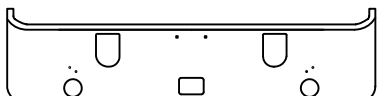


GJ-0010-__

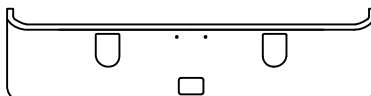


GJ-0000-__

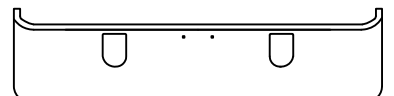
2005-2007 CHN 613 SET FORWARD AXLE
(BRACKETS NOT INCLUDED)



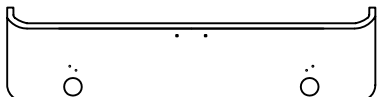
GX-1210-__



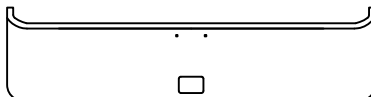
GX-0210-__



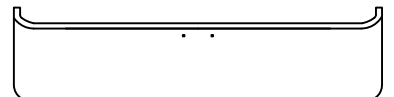
GX-0010-__



GX-1000-__



GX-0200-__

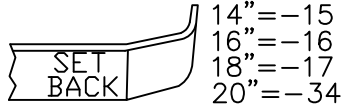


GX-0000-__

NO WARRANTY on break-backs over 18"

* MACK *

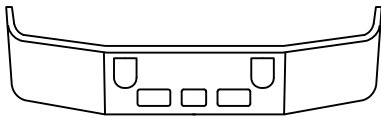
AVAILABLE STYLES (see page III for more styles)



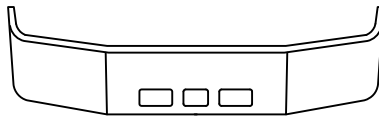
Bumpers shown below are for MOUNTING and OPTIONS. To select a style use the two digit outside shape shown above as the last two digits of the part number.

AIR DAM AVAILABLE FOR MOST MODELS (see page 57)

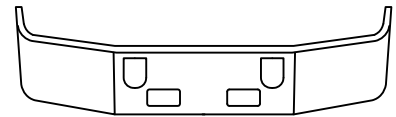
1994-2004 CH 613, SBA SET BACK AXLE
(BRACKETS BOLTED IN)



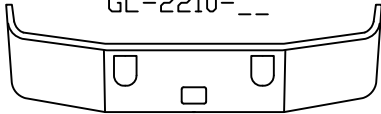
GL-2210-__



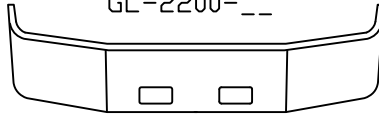
GL-2200-__



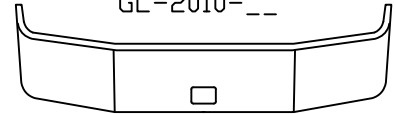
GL-2010-__



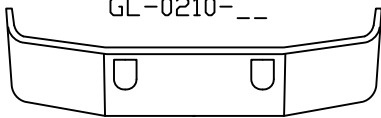
GL-0210-__



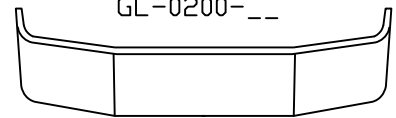
GL-2000-__



GL-0200-__

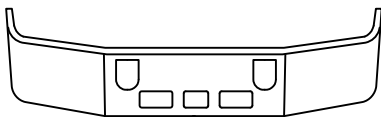


GL-0010-__

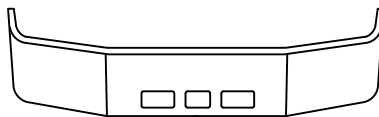


GL-0000-__

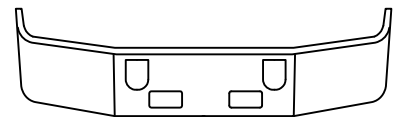
PRIOR TO 1994 CH 613 SET BACK AXLE
(BRACKETS WELDED IN)



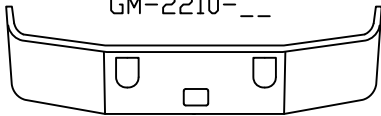
GM-2210-__



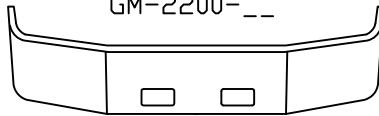
GM-2200-__



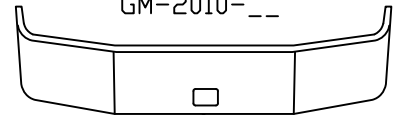
GM-2010-__



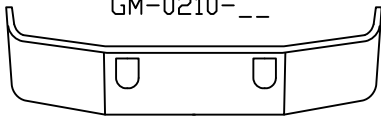
GM-0210-__



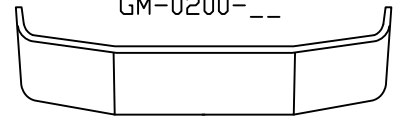
GM-2000-__



GM-0200-__



GM-0010-__



GM-0000-__

NO WARRANTY on break-backs over 18"

* MACK *


AVAILABLE STYLES (see page III for more styles)



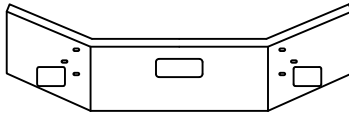
- 10"=-27
- 12"=-12
- 14"=-25
- 16"=-13
- 18"=-14

Bumpers shown below are for MOUNTING and OPTIONS. To select a style use the two digit outside shape shown above as the last two digits of the part number.


1994-2003 CL W/10½ break-back




GN-2010-__



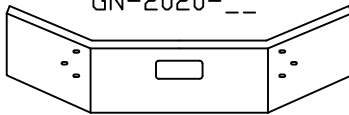
GN-2020-__




GN-2000-__



GN-0010-__

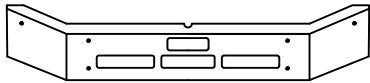


GN-0020-__

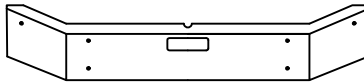


GN-0000-__

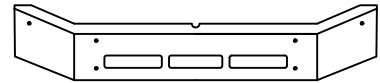
MR, MD SERIES W/7" break-back



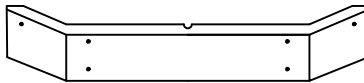
GP-0011-__



GP-0010-__




GP-0001-__



GP-0000-__



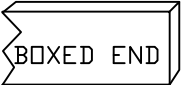

RD688, RD690 W/6" break-back



GQ-0000-__

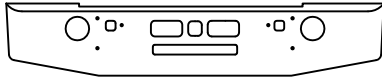
NO WARRANTY on break-backs over 18"

AVAILABLE STYLES (see page III for more styles)


	12"=-01		10"=-27		12"=-09		12"=-04
	16"=-02		12"=-12		16"=-10		16"=-05
	18"=-03		14"=-25		18"=-11		18"=-06
	20"=-31		16"=-13		20"=-51		20"=-41
	22"=-32		18"=-14		22"=-52		22"=-42

Bumpers shown below are for MOUNTING and OPTIONS. To select a style use the two digit outside shape shown above as the last two digits of the part number.

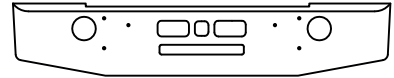
PRIOR TO 1976 R600



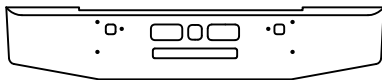
GR-1011-__




GR-1010-__




GR-1001-__



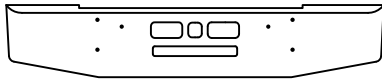
GR-0011-__




GR-1000-__



GR-0010-__




GR-0001-__




GR-0000-__

RD SET BACK AXLE W/OPEN ENDS W/6" break-back

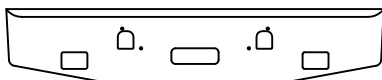


GS-0010-__

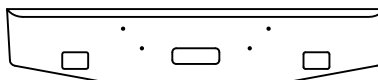


GS-0000-__


2003 AND NEWER GRANITE, BRIDGE, FORMULA



GT-2210-__




GT-2200-__



GT-2010-__



GT-0210-__



GT-2000-__



GT-0200-__



GT-0010-__

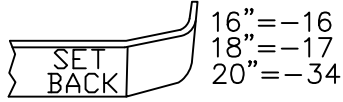


GT-0000-__

NO WARRANTY on break-backs over 18"

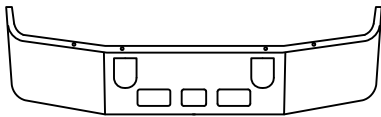
* MACK *

AVAILABLE STYLES (see page III for more styles)

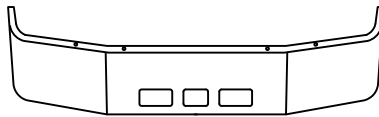


Bumpers shown below are for MOUNTING and OPTIONS. To select a style use the two digit outside shape shown above as the last two digits of the part number.

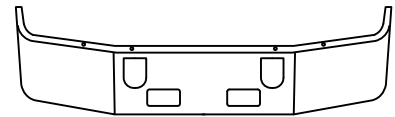
2001-2004 CX613, VISION
(Brackets Included, not available less than 16")



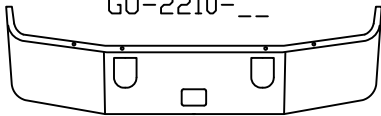
GU-2210-__



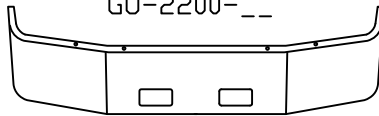
GU-2200-__



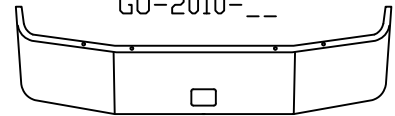
GU-2010-__



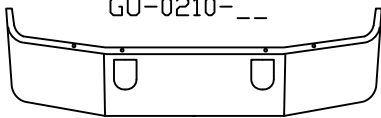
GU-0210-__



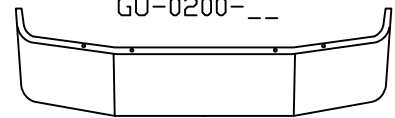
GU-2000-__



GU-0200-__

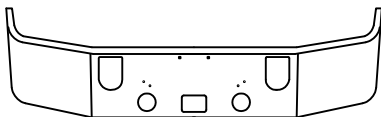


GU-0010-__

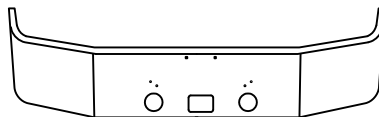


GU-0000-__

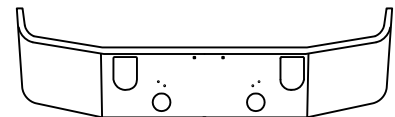
2005 AND NEWER CXN613
2007 AND NEWER CXP613
(Brackets Included, not available less than 16")



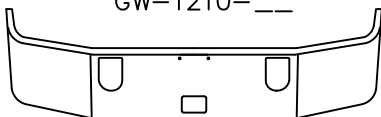
GW-1210-__



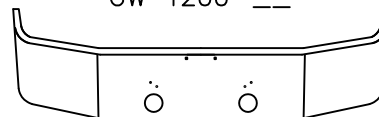
GW-1200-__



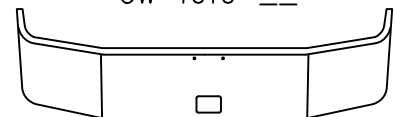
GW-1010-__



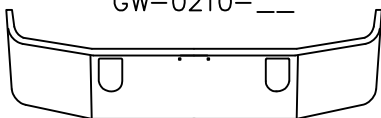
GW-0210-__




GW-1000-__



GW-0200-__



GW-0010-__



GW-0000-__

* MACK *

AVAILABLE STYLES (see page III for more styles)



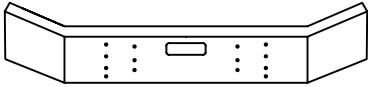
12"=-12
14"=-25
16"=-13
18"=-14




12"=-15
16"=-16
18"=-17
20"=-34

Bumpers shown below are for MOUNTING and OPTIONS. To select a style use the two digit outside shape shown above as the last two digits of the part number.

RD688DM W/6" break-back



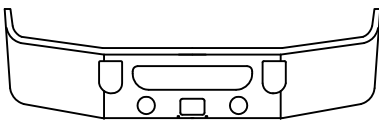
GV-0010-__



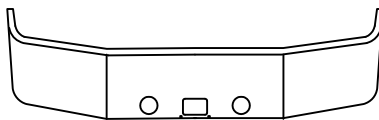
GV-0000-__

2008-2011 CXU 613 SET BACK AXLE

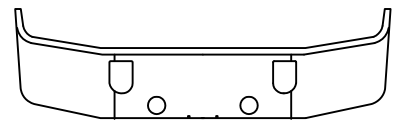
(Brackets not Included, not available less than 16")



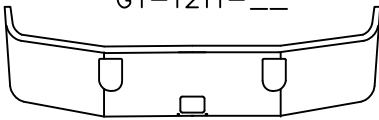
GY-1211-__



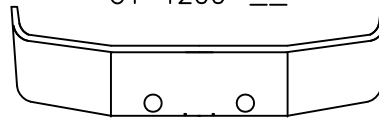
GY-1200-__



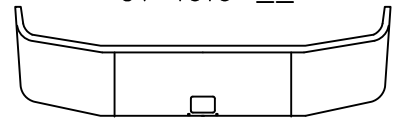
GY-1010-__




GY-0210-__




GY-1000-__



GY-0200-__



GY-0010-__

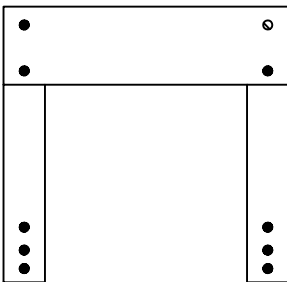


GY-0000-__

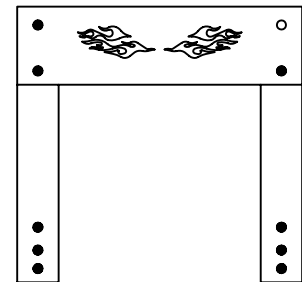
GRILL GUARDS

FITS VCP PART NUMBERS GC, GH, GS, GV

(ORDER ONE OF THESE OR CUSTOMIZE YOUR OWN)



AC-GCGG



AC-GCGG-FLAMES

NO WARRANTY on break-backs over 18"