
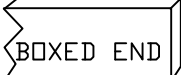



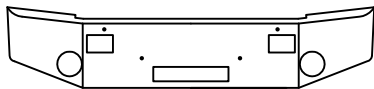
* WESTERN STAR *

AVAILABLE STYLES (see page III for more styles)


 <p>TAPERED</p>	 <p>BOXED END</p>	 <p>ROLLED END SQUARE</p>
<p>12"=-01 16"=-02 18"=-03 20"=-31 22"=-32</p>	<p>12"=-09 16"=-10 18"=-11 20"=-51 22"=-52</p>	<p>12"=-04 16"=-05 18"=-06 20"=-41 22"=-42</p>

Bumpers shown below are for MOUNTING and OPTIONS. To select a style use the two digit outside shape shown above as the last two digits of the part number.

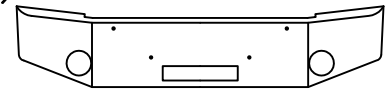
COE WESTERN STAR W/2" break-back (not available in 12" width)



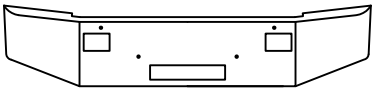
IA-1110-__



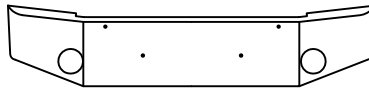
IA-1100-__




IA-1010-__



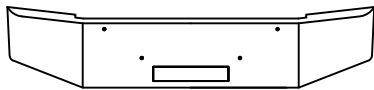
IA-0110-__




IA-1000-__



IA-0100-__



IA-0010-__



IA-0000-__

CONV. WESTERN STAR



IB-1010-__



IB-1000-__

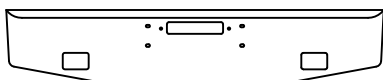


IB-0010-__

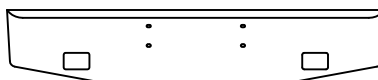


IB-0000-__

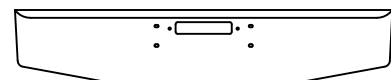
1989 AND NEWER CONV. WESTERN STAR, 4964 CONSTELLATION, HERITAGE



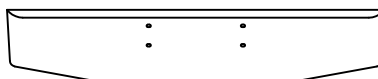
IC-2010-__



IC-2000-__



IC-0010-__



IC-0000-__

* WESTERN STAR *

AVAILABLE STYLES (see page III for more styles)

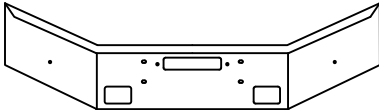
TAPERED

SET
BACK

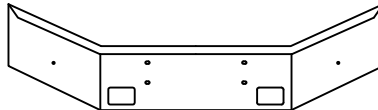
14"=-44
16"=-45
18"=-46
20"=-47
22"=-48

Bumpers shown below are for MOUNTING and OPTIONS. To select a style use the two digit outside shape shown above as the last two digits of the part number.

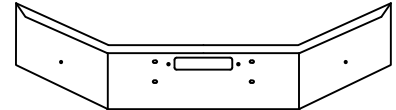
2007 AND OLDER 4900SA



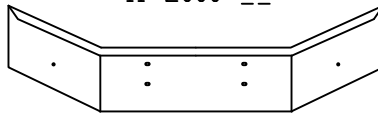
II-2010-__



II-2000-__

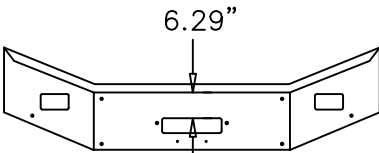


II-0010-__

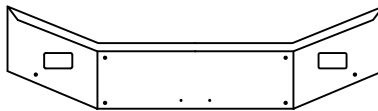


II-0000-__

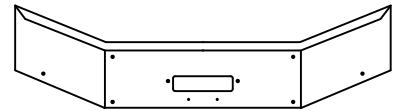
2008 AND NEWER 4900SA



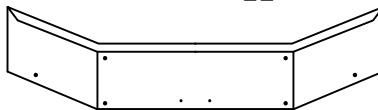
IJ-2010-__



IJ-2000-__

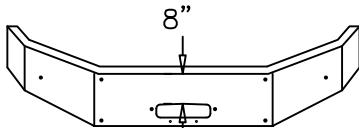


IJ-0010-__

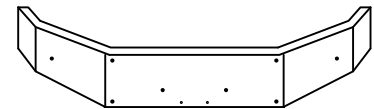


IJ-0000-__

2008-2009 4964FX (CHECK CENTER HOLE LOCATION)

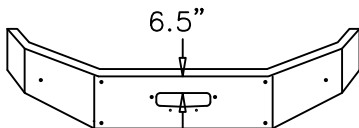


IK-0010-__

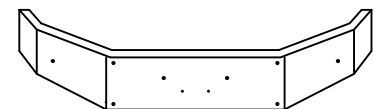


IK-0000-__

2008-2009 4964FX (CHECK CENTER HOLE LOCATION)






IL-0010-__



IL-0000-__

* WESTERN STAR *

AVAILABLE STYLES (see page III for more styles)

 TAPERED	12'=-01	 BOXED END	12'=-09	 ROLLED END SQUARE	12'=-04
	16'=-02		16'=-10		16'=-05
	18'=-03		18'=-11		18'=-06
	20'=-31		20'=-51		20'=-41
	22'=-32		22'=-52		22'=-42

Bumpers shown below are for MOUNTING and OPTIONS. To select a style use the two digit outside shape shown above as the last two digits of the part number.

1985-1988 WESTERN STAR



IF-2010-__



IF-2000-__



IF-0010-__



IF-0000-__

2008 AND NEWER 4900EX



IH-2110-__



IH-2100-__




IH-2010-__



IH-0110-__



IH-2000-__



IH-0100-__



IH-0010-__



IH-0000-__

2013 AND NEWER 4700 SF



IM-2110-__



IM-2100-__



IM-2010-__



IM-0110-__



IM-2000-__



IM-0100-__



IM-0010-__



IM-0000-__