


# MACK CXU-613


## GY-1211-16

Mounting Instructions


**Step 1:** Remove Factory Bumper (Factory Brackets Shown)



Factory Brkt Front View



Factory Brkt Rear View



**Step 2:** Put Premium Replacement bumper on and tighten  
(Reuse factory brackets and hardware)