




AVAILABLE STYLES (see page 7 for more styles)

 <p>TAPERED</p>	12"=-01	 <p>BOXED END</p>	12"=-09	 <p>ROLLED END SQUARE</p>	12"=-04
	16"=-02		16"=-10		16"=-05
	18"=-03		18"=-11		18"=-06
	20"=-31		20"=-51		20"=-41
	22"=-32		22"=-52		22"=-42

Bumpers shown below are for MOUNTING and OPTIONS. To select a style use the two digit outside shape shown above as the last two digits of the part number.

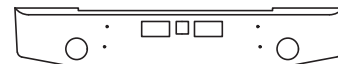
R, RL, F, FL, FS



GA-1201-__



GA-1200-__



GA-1001-__



GA-0201-__




GA-1000-__



GA-0200-__



GA-0001-__



GA-0000-__

SUPERLINER CONV., CRUISELINER COE

(Not available in 12" width)

(Superliner not available in Gullwing -07)



GB-1211-__



GB-1210-__



GB-1201-__




GB-1011-__



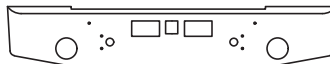
GB-0211-__



GB-1200-__



GB-1010-__



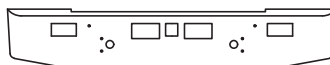
GB-1001-__




GB-0210-__



GB-0201-__



GB-0011-__



GB-1000-__



GB-0200-__



GB-0010-__






GB-0001-__



GB-0000-__

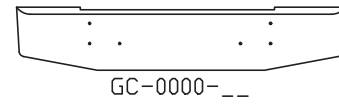
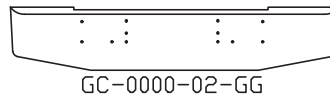
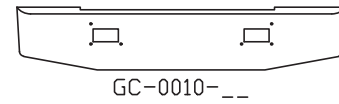
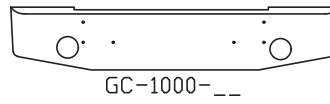
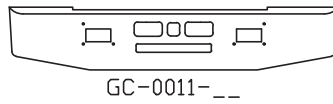
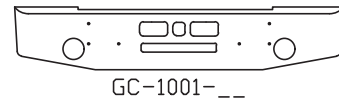
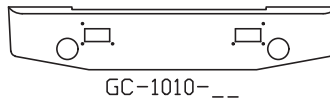
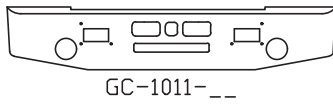
AVAILABLE STYLES (see page 7 for more styles)

 TAPERED	12"=-01	 BOXED END	12"=-09	 ROLLED END SQUARE	12"=-04
	16"=-02		16"=-10		16"=-05
	18"=-03		18"=-11		18"=-06
	20"=-31		20"=-51		20"=-41
	22"=-32		22"=-52		22"=-42

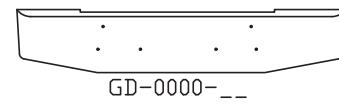
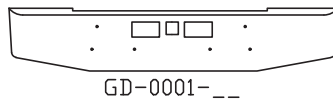
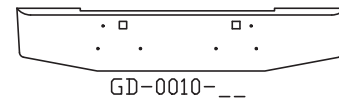
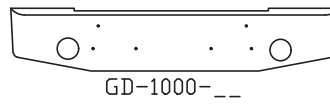
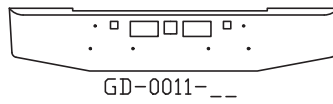
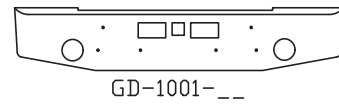
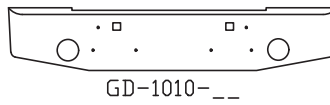
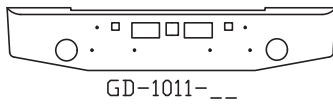
Bumpers shown below are for MOUNTING and OPTIONS. To select a style use the two digit outside shape shown above as the last two digits of the part number.

R-600, R-700




(Add -GG to the end of the part # for grill guard holes)



F-600

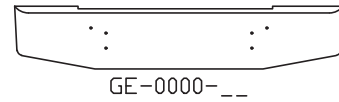
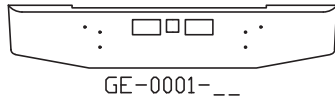
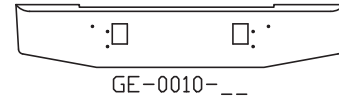
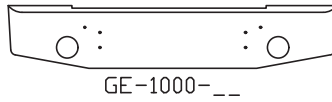
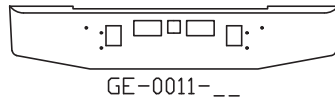
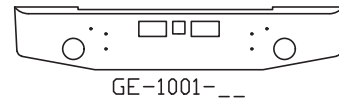
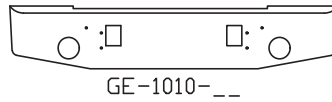
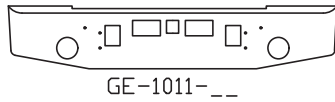


AVAILABLE STYLES (see page 7 for more styles)

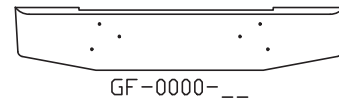
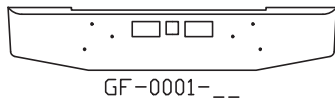
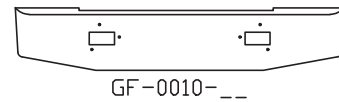
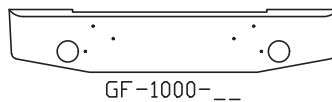
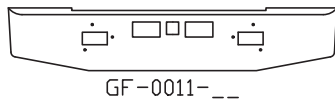
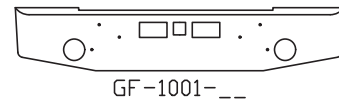
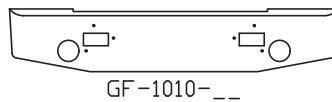
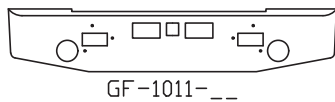
 <p>TAPERED</p>	12"=-01	 <p>BOXED END</p>	12"=-09	 <p>ROLLED END SQUARE</p>	12"=-04
	16"=-02		16"=-10		16"=-05
	18"=-03		18"=-11		18"=-06
	20"=-31		20"=-51		20"=-41
	22"=-32		22"=-52		22"=-42

Bumpers shown below are for MOUNTING and OPTIONS. To select a style use the two digit outside shape shown above as the last two digits of the part number.




VALUELINER, WESTCOAST



F-700, INTERSTATE

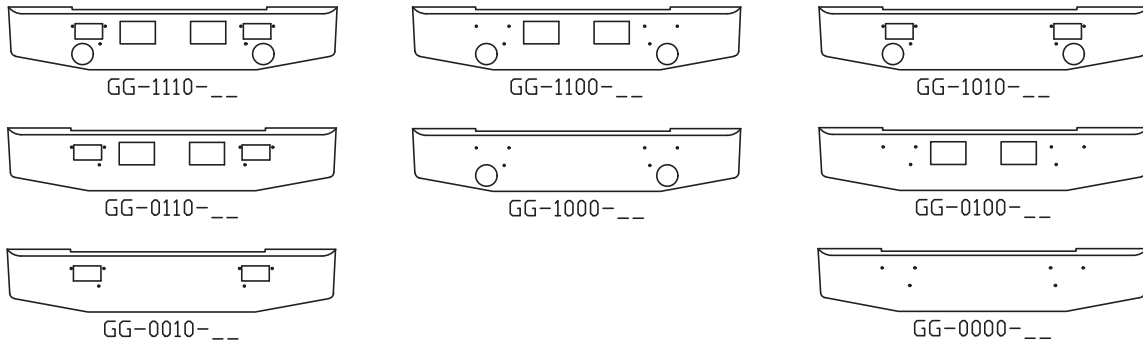


AVAILABLE STYLES (see page 7 for more styles)

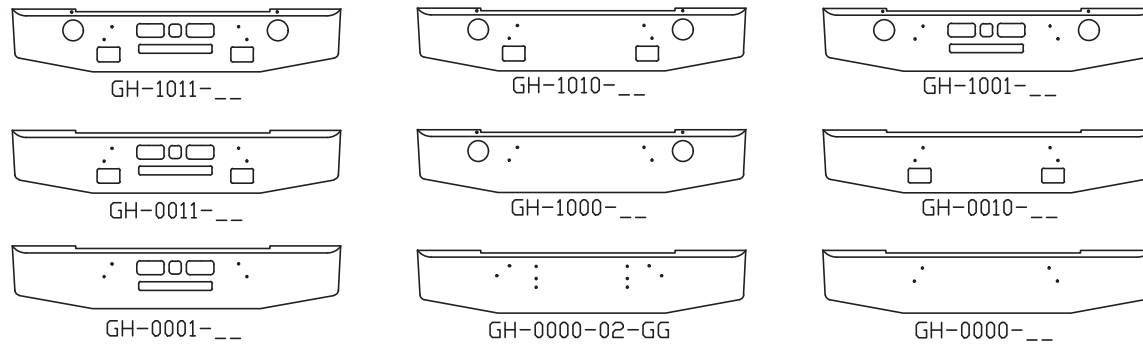
 TAPERED	12"=-01	 BOXED END	12"=-09	 ROLLED END SQUARE	12"=-04
	16"=-02		16"=-10		16"=-05
	18"=-03		18"=-11		18"=-06
	20"=-31		20"=-51		20"=-41
	22"=-32		22"=-52		22"=-42

Bumpers shown below are for MOUNTING and OPTIONS. To select a style use the two digit outside shape shown above as the last two digits of the part number.

1986-1987 MH COE, SUPERLINER II, RW613 CONV. (Not available in 12" width)

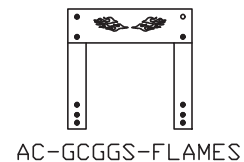
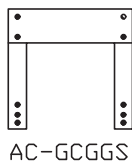


1989 WESTERN CONTRACTOR CONV., RD688, RD690 (Add -GG to the end of the part # for grill guard holes) (Not available in 12" width)

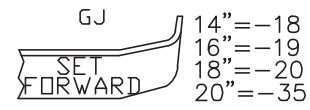
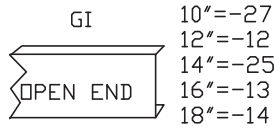


GRILL GUARDS

FITS VCP PART NUMBERS GC, GH, GS, GV (available in SS only)

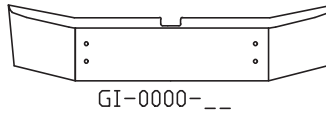
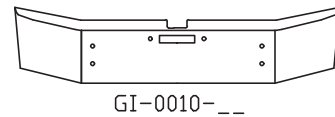
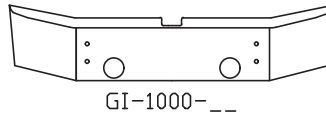
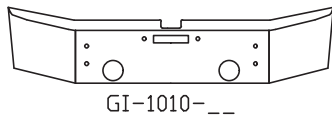


AVAILABLE STYLES (see page 7 for more styles)

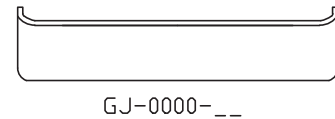
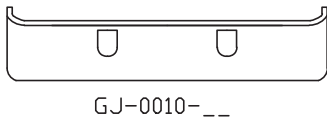
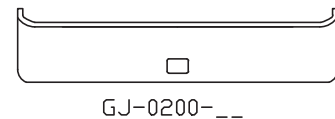
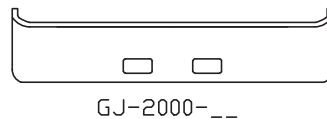
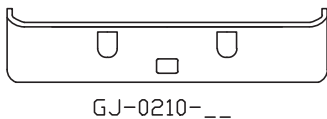
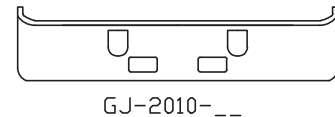

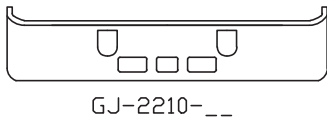


Bumpers shown below are for MOUNTING and OPTIONS. To select a style use the two digit outside shape shown above as the last two digits of the part number.

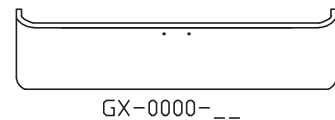
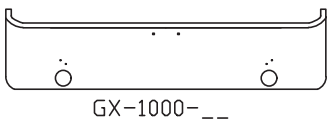
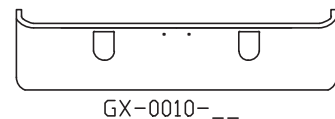
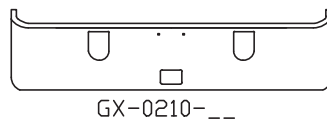
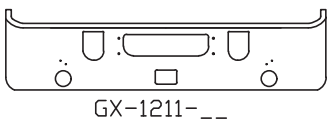
LOGGER W/6" break-back (not available in 10"-27)



1994-2004 CH SET FORWARD AXLE (BRACKETS BOLTED IN)



2005 & NEWER CHU, CHN 613 SET FORWARD (not available in 14") (BRACKETS NOT INCLUDED)



Brackets, if needed:	
16" bumper	GX0119BK
18" bumper	GX0120BK
20" bumper	GX0135BK



AVAILABLE STYLES (see page 7 for more styles)



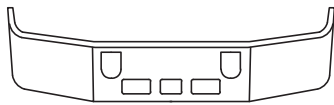
14"=-15
16"=-16
18"=-17
20"=-34



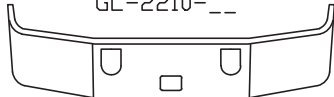
10"=-27
12"=-12
14"=-25
16"=-13
18"=-14

Bumpers shown below are for MOUNTING and OPTIONS. To select a style use the two digit outside shape shown above as the last two digits of the part number.

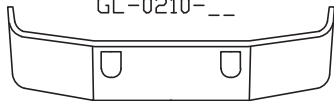
1994-2004 CH 613, SBA SET BACK AXLE (BRACKETS BOLTED IN)



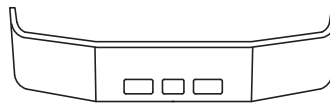
GL-2210-__



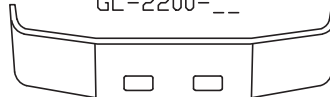
GL-0210-__



GL-0010-__



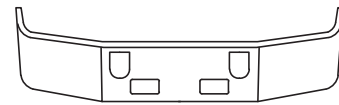
GL-2200-__



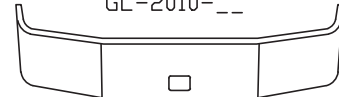
GL-2000-__




GL-2210-15



GL-2010-__



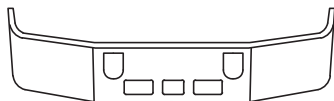
GL-0200-__



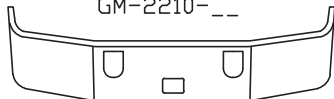
GL-0000-__

Replacement Brackets, if needed:	
14" bumper	GL0115BK
16" bumper	GL0116BK
18" bumper	GL0117BK
20" bumper	GL0134BK

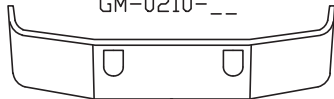
PRIOR TO 1994 CH 613 SET BACK AXLE (BRACKETS BOLTED IN)



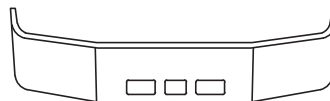
GM-2210-__



GM-0210-__



GM-0010-__

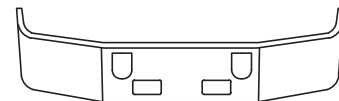


GM-2200-__



GM-2000-__


Replacement Brackets, if needed:	
14" bumper	GM0115BK
16" bumper	GM0116BK
18" bumper	GM0117BK
20" bumper	GM0134BK



GM-2010-__



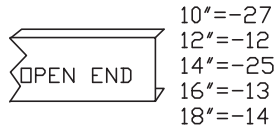
GM-0200-__



GM-0000-__


No WARRANTY on break-backs over 18"

AVAILABLE STYLES (see page 7 for more styles)

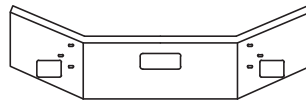


Bumpers shown below are for MOUNTING and OPTIONS. To select a style use the two digit outside shape shown above as the last two digits of the part number.


1994-2003 CL W/10½ break-back



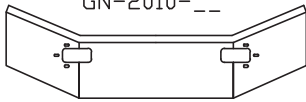
GN-2010-__



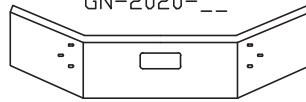
GN-2020-__



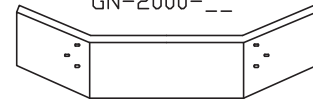
GN-2000-__



GN-0010-__

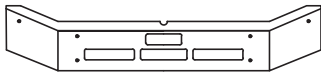


GN-0020-__

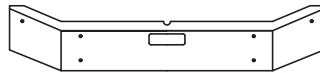


GN-0000-__

2008-2015 MR, MRU, MD SERIES W/7" break-back



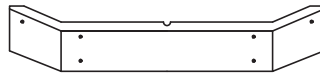
GP-0011-__



GP-0010-__

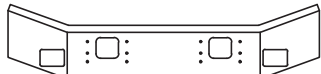


GP-0001-__



GP-0000-__

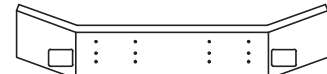
2007 & NEWER GRANITE CTP713, GU713 W/6-1/2" break-back



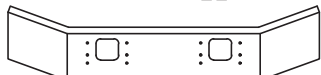
GZ-2010-__



GZ-2020-__



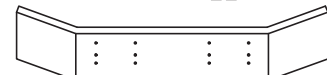
GZ-2000-__



GZ-0010-__



GZ-0020-__



GZ-0000-__



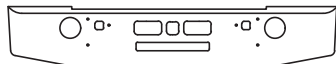
GZ-0011-__

No WARRANTY on break-backs over 18"


AVAILABLE STYLES (see page 7 for more styles)

GR, GT	12"=-01	GS	10"=-27	GR, GT	12"=-09	GR, GT	12"=-04
TAPERED	16"=-02	OPEN END	12"=-12	BOXED END	16"=-10	ROLLED END SQUARE	16"=-05
	18"=-03		14"=-25		18"=-11		18"=-06
	20"=-31		16"=-13		20"=-51		20"=-41
	22"=-32		18"=-14		22"=-52		22"=-42
	Bumpers shown below are for MOUNTING and OPTIONS. To select a style use the two digit outside shape shown above as the last two digits of the part number.						

PRIOR TO 1976 R600



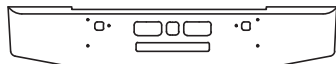
GR-1011-__



GR-1010-__




GR-1001-__



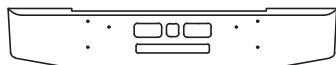
GR-0011-__



GR-1000-__



GR-0010-__




GR-0001-__

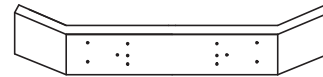


GR-0000-__

RD SET BACK AXLE W/OPEN ENDS W/6" break-back



GS-0010-__



GS-0000-__

2003 AND NEWER GRANITE, BRIDGE FORMULA



GT-2210-__




GT-2200-__



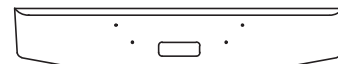
GT-2010-__



GT-0210-__




GT-2000-__



GT-0200-__



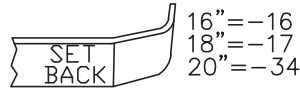
GT-0010-__



GT-0000-__

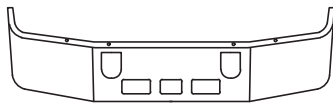
No WARRANTY on break-backs over 18"

AVAILABLE STYLES (see page 7 for more styles)

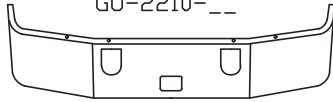


Bumpers shown below are for MOUNTING and OPTIONS. To select a style use the two digit outside shape shown above as the last two digits of the part number.

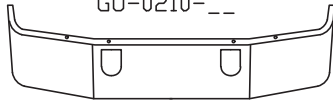
2001-2004 CX613, VISION (Brackets Included, not available less than 16")



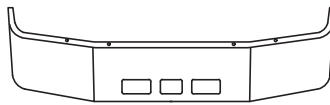
GU-2210-__



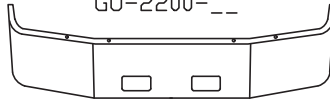
GU-0210-__



GU-0010-__

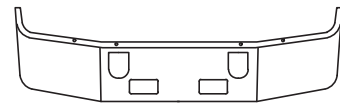


GU-2200-__



GU-2000-__


Replacement Brackets, if needed:	
16" bumper	GU0116BK
18" bumper	GU0117BK
20" bumper	GU0134BK



GU-2010-__



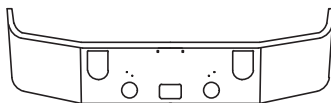
GU-0200-__



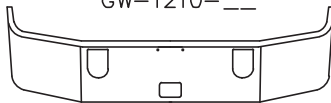
GU-0000-__



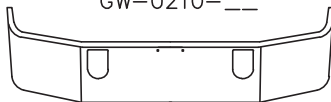
2005 AND NEWER CXN613 2007 AND NEWER CXP613 (Brackets Included, not available less than 16")



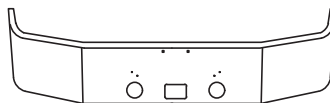
GW-1210-__



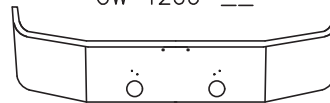
GW-0210-__



GW-0010-__



GW-1200-__

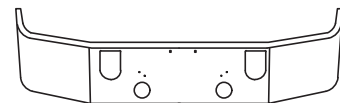


GW-1000-__

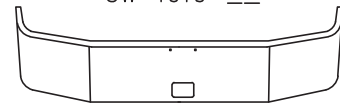
AIR FOIL




GW-AF



GW-1010-__



GW-0200-__



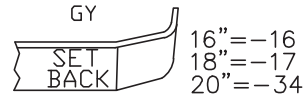
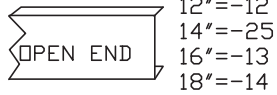
GW-0000-__

Replacement Brackets, if needed:	
16" bumper	GW0116BK
18" bumper	GW0117BK
20" bumper	GW0134BK

No WARRANTY on break-backs over 18"

AVAILABLE STYLES (see page 7 for more styles)

GV, GQ



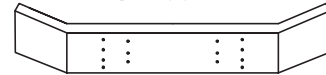
Bumpers shown below are for MOUNTING and OPTIONS. To select a style use the two digit outside shape shown above as the last two digits of the part number.

CV SERIES

RD688DM W/6" break-back (check next category)

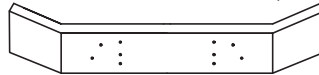


GV-0010-__



GV-0000-__

RD688, RD690 W/6" break-back (check prior category)



GQ-0000-__

2008 AND NEWER CXU SERIES SET BACK AXLE
(not available less than 16")

(GY0116BK brackets required for Urethane replacement only)



GY-1211-__



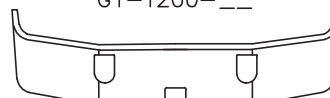
GY-1200-__



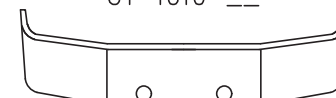
GY-1010-__



GY-0211-__



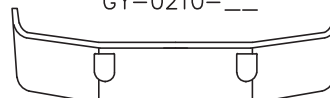
GY-0210-__




GY-1000-__



GY-0200-__



GY-0010-__



GY-0000-__

AIR FOIL



GY-AF

Replacement Brackets, if needed:

16" bumper	GY0116BK
18" bumper	GY0117BK
20" bumper	GY0134BK



No WARRANTY on break-backs over 18"